



BENHA UNIVERSITY  
FACULTY OF ENGINEERING  
DEPARTMENT OF ARCHITECTURE

# AE1342-URBAN DESIGN(1)-LECTURE 01

# COURSE INTRODUCTION

**DR. MONA SHEDID**

ASSOCIATED PROFESSOR , FACULTY OF ENGINEERING, BENHA UNIVERSITY

SPRING 2021



# CONTENT



1. ABOUT THE COURSE
2. COURSE OUTLINE
3. STAFF MEMBERS
4. TIMELINE
5. LECTURES & TUTORIALS
6. ASSIGNMENTS
7. GRADING PATTERN
8. SAMPLES OF STUDENTS WORK
9. REFERENCES

# ABOUT THE COURSE

This is the **1<sup>st</sup> course of Urban Design courses** series that students will study in Benha University, architecture department



Urban Design (2)

**Urban Design (1)**

# COURSE OUTLINE

## Urban Design (1)

Introduce students to **THE DIFFERENT SCHOOLS, PRINCIPLES, NEW APPROCHES AND FUNDAMENTALS OF URBAN DESIGN.**

AE1342 Urban Design(1)	(2 , 4 , 0)	١٣٤٢٤ التصميم العمراني ١ (٠ ، ٤ ، ٢)
Introduction to urban design, housing and related fields; relevance of contextual design; history and development of urban form and housing; an introduction to site planning and design principles, elements, processes and products; examples and application, local and international, limited assignments.		التعريف بأهمية المجال و التصميم و التشكيل الواعي بالمحيط ، وتقديم مجموعة المجالات المعرفية وثيقة الصلة بالتصميم العمراني والإسكان ، والإشارة إلى ملامحها وتداخلاتها كما يغطي التناول : تاريخ وتطوير التشكيل العمراني والإسكان ، تصميم وتشكيل المواقع الأسس والمكونات والعمليات والمخرجات ، نماذج وتطبيقات محلية وعالمية ، تمارين محدودة

# COURSE OUTLINE



## Topics include:

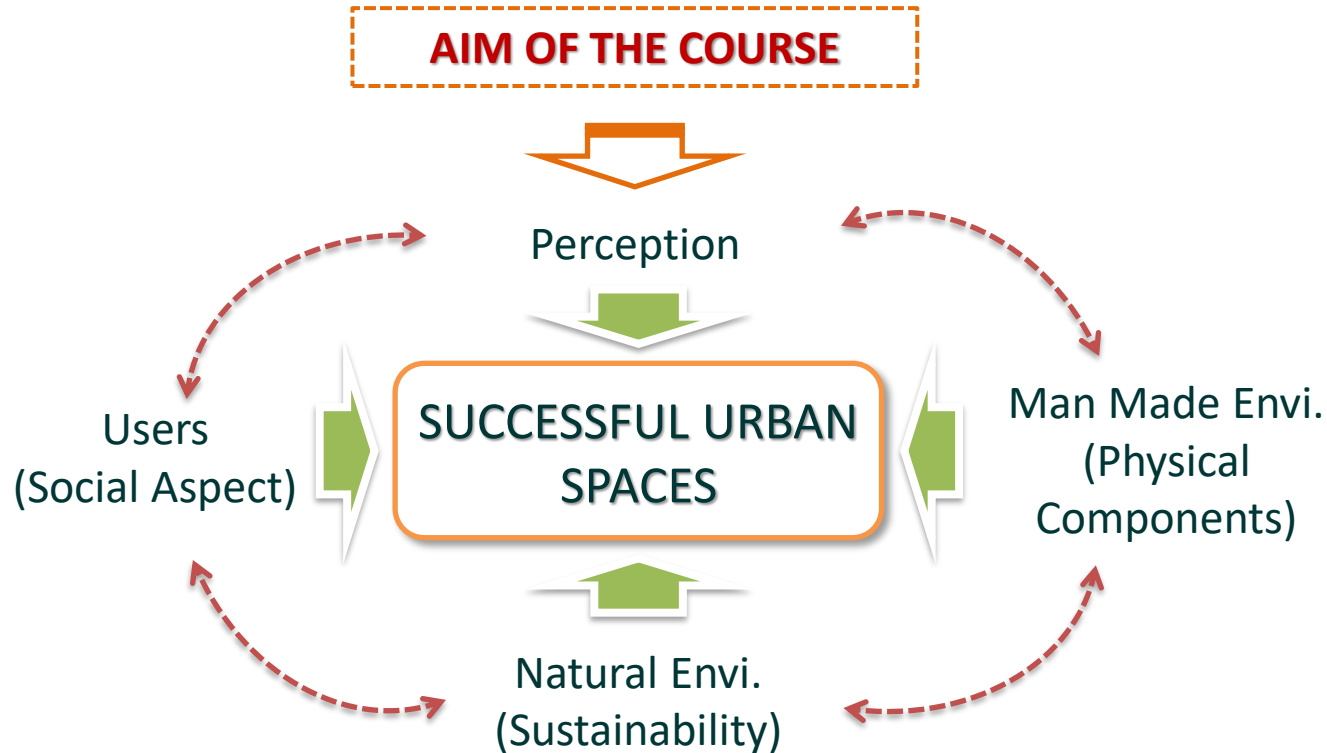
1. Introduction to Urban Design.
2. Major Schools and Trends
3. Introduction to Environmental Psychology
4. Introduction to New Urbanism
5. Sustainability in Urban Design

## Topics include:

5. Urban Morphology
6. Architectural & Townscape Character
7. The City Image & Its Elements
8. Form & Space: Quality of Perception
9. How to Study Public Life
10. SWOT ANALYSIS



# COURSE OUTLINE



# STAFF MEMBERS

An aerial photograph showing a two-lane road curving through a forest with trees in autumn colors (yellow, orange, and green). A white car and a red car are visible on the road. The top left corner of the slide has a dark green background with the text 'STAFF MEMBERS' in white.

## *Lecturer:*

ASSOC. PROF. MONA Y. SHEDID

## *Teaching Assistants:*

ENG. MONA EL ARABY

# TIMELINE

Week no.	Date	Topic	Assignment	Due Date
1	18 Oct.	Course Introduction	-----	-----
2	25 Oct.	Introduction to Urban Design	As.1: Scientific Term	1/11
3	1 Nov.	Traditions & New Approaches in Urban Design	As.2: Applying tradition of U.B.	8/11
4	8 Nov.	Introduction to New Urbanism	As.3: Applying New Urbanism	15/11
5	15 Nov.	Sustainability in Urban Design	As.4: Define Green City	22/11
6	22 Nov.	Presentation	-----	-----
<b>7</b>	<b>29 Nov.</b>	<b>Mid-Term Exam</b>		
8	6 Dec.	Architectural & Townscape Character	As.5: Studying an Urban Fabric	13/12
9	13 Dec.	Urban Morphology + Project	-----	-----
10	20 Dec.	The City Image & Its Elements	As.7: Draw a Mental Map	27/12
11	27 Dec.	Quality of Perception	Project	3/12
12	3 Jan.	How to Study Public Life	Project	10/12
13	10 Jan.	Social Life in Urban Spaces	Project	17/1
14	17 Jan.	Final Submission		
<b>15</b>	<b>24 Jan.</b>	<b>FINAL EXAM</b>		



# LECTURES & TUTORIALS

11:20 – 12:25




**Lecture**

13:00 – 15:15



**Tutorial / Studio**

# ASSIGNMENTS



## Weekly Activities

(please submit your activities in the standard format)



## Presentation

(work in groups of ....)



## Project



## Weekly



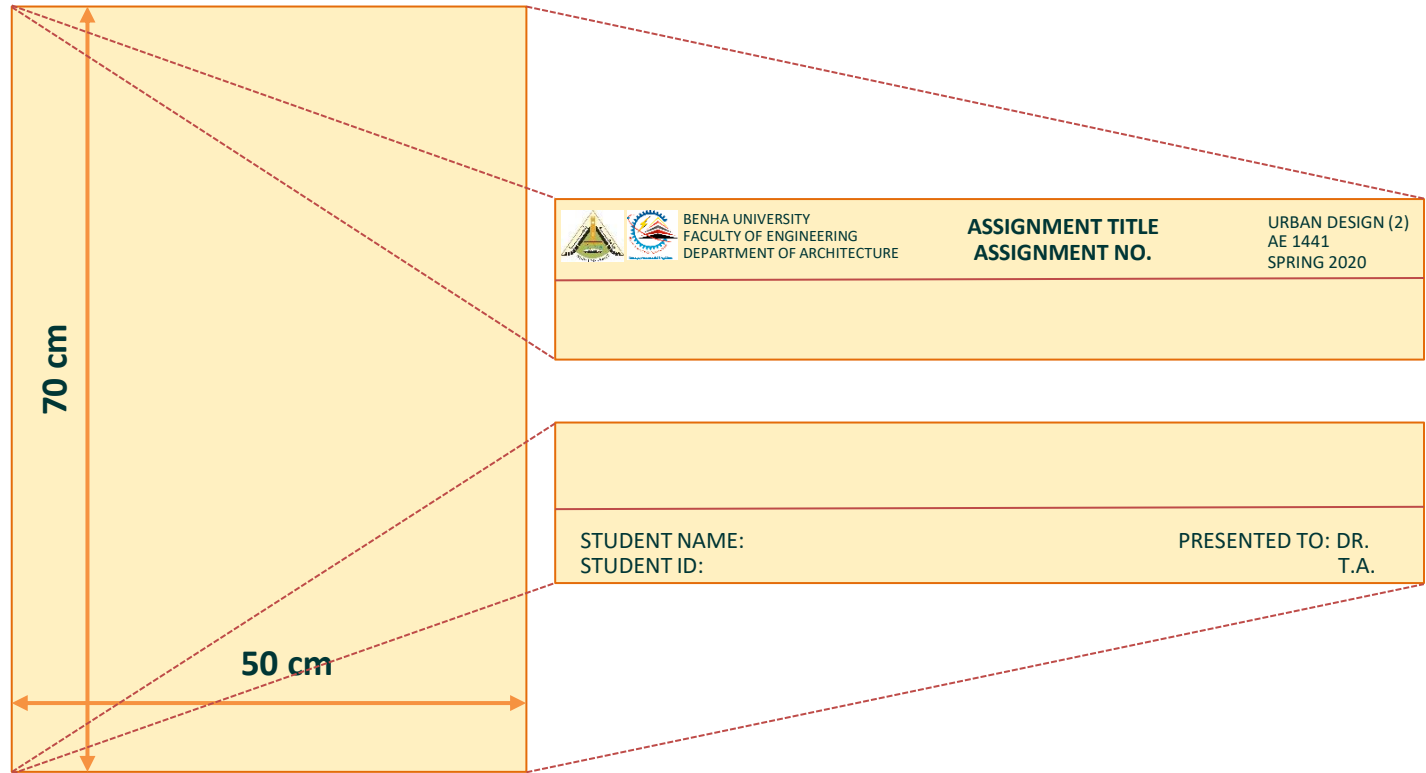
Week No.: 6



Week No.: 14

# ASSIGNMENTS

## Standard Format:



  BENHA UNIVERSITY  
FACULTY OF ENGINEERING  
DEPARTMENT OF ARCHITECTURE

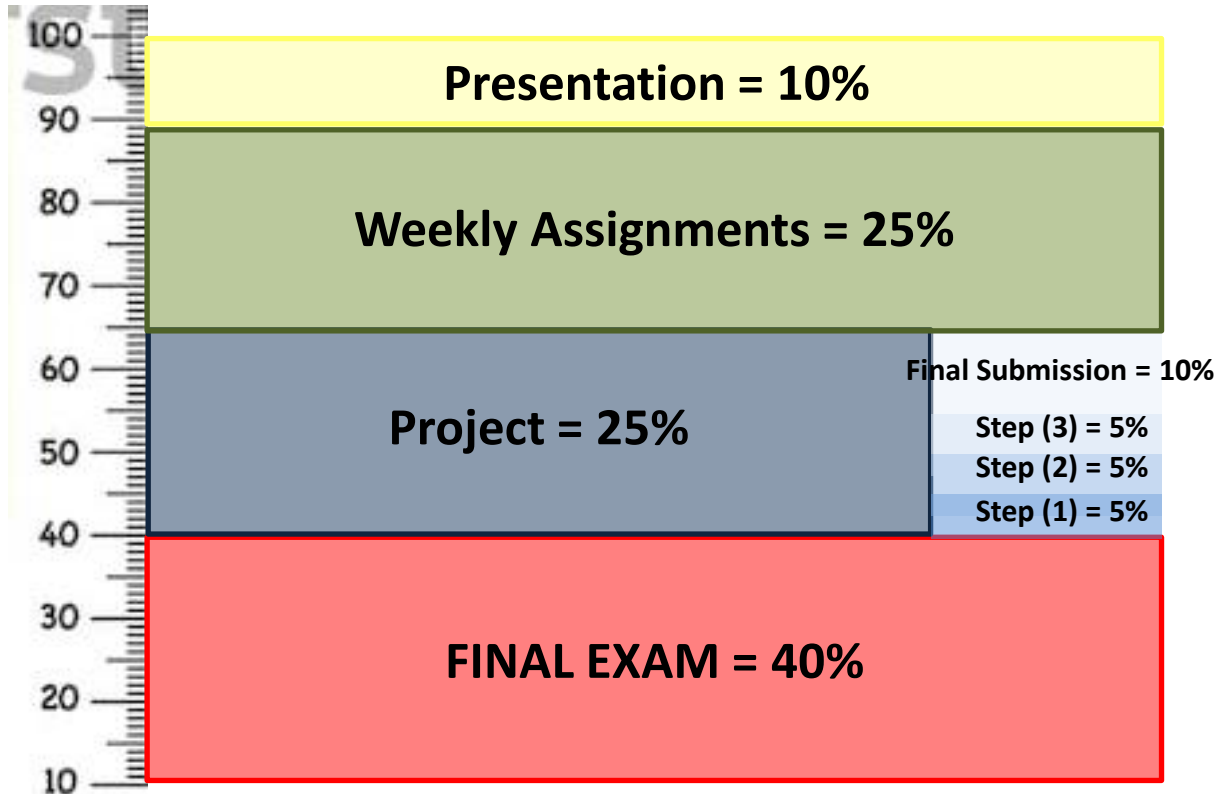
**ASSIGNMENT TITLE**  
**ASSIGNMENT NO.**

URBAN DESIGN (2)  
AE 1441  
SPRING 2020

STUDENT NAME:  
STUDENT ID:

PRESENTED TO: DR.  
T.A.

# GRADING PATTERN



**Bonus**

+

▽

Participation

Learning Moment

Quizzes



# SAMPLES OF STUDENTS WORK

## Elements of Urban Design:

**Study the features of the urban fabric of the villas in the city of Banha**

**B- THE RULES GOVERNING THE FORMATION OF A PLOT OF LAND**

**1-THE ELEMENTS OF URBAN FORM**

**1-NATURAL:** [Image of natural landscape]

**2-STREET:** [Image of street scene]

**3-PLLOT:** [Image of plot layout]

**4-BUILDINGS:** [Image of buildings]

Research by: **SARAH M. EL-SAYED**

**Study the features of the urban fabric of the villas in the city of Banha**

**ARCHITECTURE CHACTER OF EL VILLAL AREA**

**1-CHARACTER:** [Image of villa buildings]

**2-COLOR:** [Image of colorful buildings]

**3-TEXTURE:** [Image of building facades]

**4-HEIGHT:** [Image of tall buildings]

Research by: **EL-SAYED M. EL-SAYED**

**Study the features of the urban fabric of the villas in the city of Banha**

**URBAN CHARACTER**

It is the sum of the visual qualities that distinguish a particular place, in addition to its association with the addition of man and societies, and combines within it the elements of personality, privacy, uniqueness, distinctiveness, unity, homogeneity and repetition.

**ARCHITECTURAL CHARACTER**

It is the set of features and aesthetic values that the building expresses and gives it a distinctive personality expressing its nationality as well as the personality of the architect who designed this building.

**Types of urban character**

**A-URBAN FABRIC**      **B-URBAN FORMATION**

**1-LAY OUT**      **2-URBAN TISSUE**

Study area       STREETS       BUILDINGS

Research by: **SARAH M. EL-SAYED**

**ELEMENT OF URBAN DESIGN**

**1-COMMUNITY:** [Image of community map]

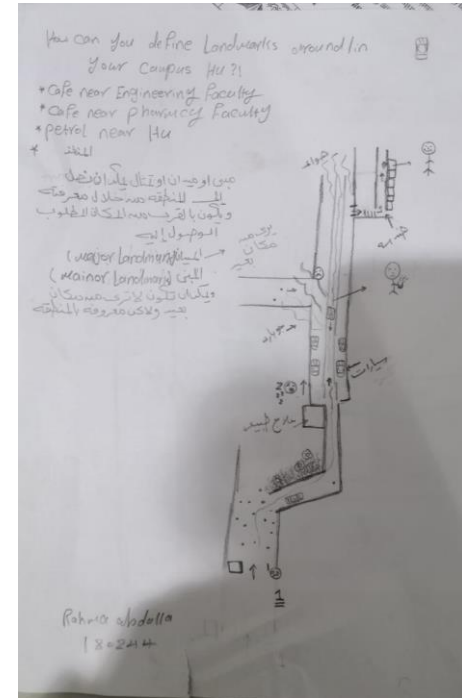
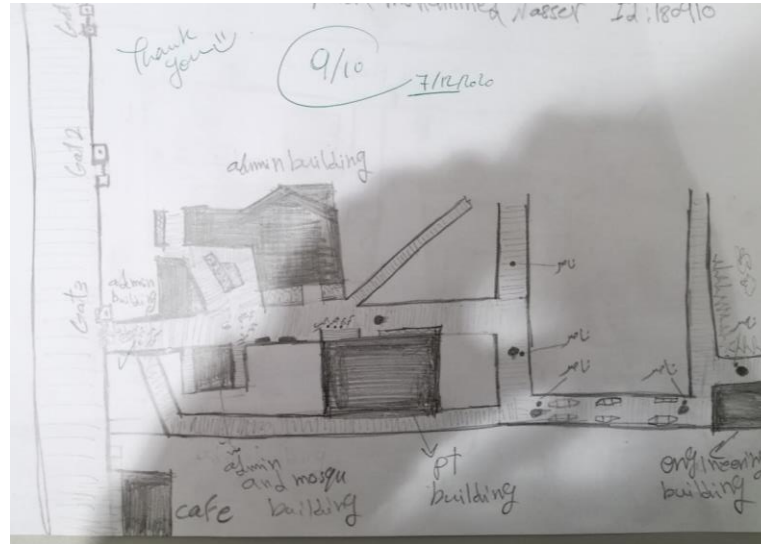
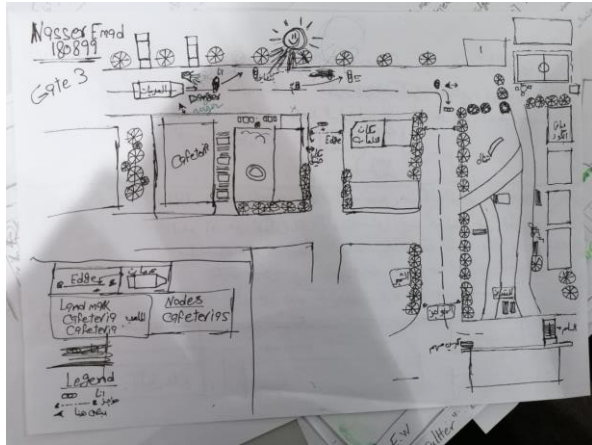
**2-COMMON STYLES:** [Image of various building styles]

Research by: **SARAH M. EL-SAYED**







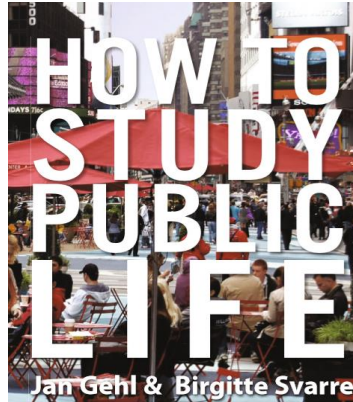



# SAMPLES OF ASSIGNMENTS

## Mental Map:



# REFERENCES



# REFERENCES

An aerial photograph showing a two-lane road curving through a forest with vibrant autumn foliage in shades of yellow, orange, and red. A white van and a red car are visible on the road. The top left corner of the slide features a dark green background with the word 'REFERENCES' in white capital letters.

The references to multiple sources are text & figures (sketches, drawings, pictures, photos,..etc.)

**ALL THE RIGHTS BELONG TO ORIGINAL AUTHORS**





**ANY QUESTIONS???**

**THANK YOU...**